

FIRE HOSE REEL



Features

- ◆ Side plates red epoxy powder finishing
- ◆ Automatic hose reel has integrated automatic stop valve which opens after two revolutions of the reel
- ◆ Threaded Inlet connection
- ◆ Outlet connection for hose can be rotated in either direction
- ◆ Waterways made from non corrosive metals
- ◆ Maximum working pressure 12 bar, test pressure 18 bar (EN671-1)
- ◆ Maximum working pressure 10 bar, test pressure 17 bar (AS1221)
- ◆ Side plates available in Stainless Steel

SRI fire hose reels are tested and approved to European Standard EN671-1 by British Standards Institution and to Australian Standards AS1221 by QAS Australia.



HRS038-SS-022-RD





HRS035-GI-019-RD









HRS038-MS-722-FS



HRS056-MS-722-RD

Code No.	Drum Size	Hose Diameter x Length	Depth of Hose Reel	Type
HRS038-SS-022-RD	22" (559 mm)	25 mm x 30 m	330 mm	Swing Manual 
HRS038-MS-022-RD	22" (559 mm)	25 mm x 30 m	330 mm	Swing Manual 

Code No.	Drum Size	Hose Diameter x Length	Depth of Hose Reel	Type
HRS033-SS-022-RD	22" (559 mm)	25 mm x 30 m	280 mm	Swing Manual 
HRS034-SS-022-RD	22" (559 mm)	19 mm x 30 m	280 mm	Swing Manual 
HRS031-SS-022-RD	22" (559 mm)	25 mm x 30 m	230 mm	Fixed Manual 
HRS032-SS-022-RD	22" (559 mm)	19 mm x 30 m	230 mm	Fixed Manual 
HRS029-SS-022-RD	22" (559 mm)	25 mm x 30 m	280 mm	Swing Automatic 
HRS030-SS-022-RD	22" (559 mm)	19 mm x 30 m	280 mm	Swing Automatic 
HRS027-SS-022-RD	22" (559 mm)	25 mm x 30 m	230 mm	Fixed Automatic 
HRS028-SS-022-RD	22" (559 mm)	19 mm x 30 m	230 mm	Fixed Automatic 
HRS035-GI-019-RD	19" (483 mm)	19 mm x 36 m	330 mm	Fixed Manual 
HRS037-GI-019-RD	19" (483 mm)	19 mm x 36 m	330 mm	Swing Manual 
HRS154-MS-600-RD	23.6" (600 mm)	19 mm x 36 m	200 mm	Fixed Manual 

Code No.	Drum Size	Hose Diameter x Length	Depth of Hose Reel	Type
HRS035-MS-019-RD	19" (483 mm)	19 mm x 30 m	300 mm	Fixed Manual
HRS035-MS-022-RD	22" (559 mm)	19 mm x 30 m	300 mm	Fixed Manual
HRS036-MS-019-RD	19" (483 mm)	25 mm x 30 m	300 mm	Fixed Manual
HRS036-MS-022-RD	22" (559 mm)	25 mm x 30 m	300 mm	Fixed Manual
HRS036-MS-722-RD	22" (559 mm)	25 mm x 30 m	230 mm	Fixed Manual
HRS037-MS-019-RD	19" (483 mm)	19 mm x 30 m	330 mm	Swing Manual
HRS037-MS-022-RD	22" (559 mm)	19 mm x 30 m	330 mm	Swing Manual
HRS038-MS-019-RD	19" (483 mm)	25 mm x 30 m	330 mm	Swing Manual
HRS038-MS-722-RD	22" (559 mm)	25 mm x 30 m	280 mm	Swing Manual
HRS038-MS-722-FS	22" (559 mm)	25 mm x 30 m	280 mm	Swing Manual Flat Surface
HRS055-MS-719-RD	19" (483 mm)	19 mm x 30 m	230 mm	Fixed Automatic
HRS056-MS-722-RD	22" (559 mm)	25 mm x 30 m	230 mm	Fixed Automatic
HRS060-MS-719-RD	19" (483 mm)	19 mm x 30 m	280 mm	Swing Automatic
HRS061-MS-722-RD	22" (559 mm)	25 mm x 30 m	280 mm	Swing Automatic

EUROPEAN FIRE HOSE REEL



The SRI European fire hose reels have been tested and approved to EN 671-1 by British Standards Institution and SP Labs Sweden. This range of fire hose reels have a slimmer design which can fit into smaller depths.

For swing hose reels, the inlet of the hose reel is fitted with a flexible hose and coupling for connection to the control valve for water supply.

Swing Type



HRS072-MS-M22-RD




HRS150-MS-600-RD



HRS171-MS-025-E2





HRS072-MS-025-T2

Code No.	Drum Size	Hose Diameter x Length	Depth of Hose Reel	Type
HRS072-MS-660-RD	660 mm	25 mm x 40 m	230 mm	Swing Manual
HRS072-MS-600-RD	600 mm	25 mm x 35m	230 mm	Swing Manual
HRS072-MS-M22-RD*	559 mm	25 mm x 30 m	230 mm	Swing Manual 
HRS073-MS-600-RD	600 mm	25 mm x 30 m	200 mm	Swing Manual
HRS073-MS-M22-RD	559 mm	25 mm x 25 m	200 mm	Swing Manual
HRS079-MS-600-RD	600 mm	25 mm x 20 m	170 mm	Swing Manual
HRS076-MS-660-RD	660 mm	25 mm x 30 m	190 mm	Swing Manual
HRS080-MS-600-RD	600 mm	19 mm x 40 m	200 mm	Swing Manual
HRS089-MS-600-RD	600 mm	19 mm x 30 m	160 mm	Swing Manual
HRS089-MS-022-RD	559 mm	19 mm x 25 m	160 mm	Swing Manual
HRS078-MS-022-RD	559 mm	25 mm x 30 m	230 mm	Swing Automatic
HRS077-MS-660-RD	660 mm	25 mm x 30 m	190 mm	Swing Automatic



Fixed Type

Code No.	Drum Size	Hose Diameter x Length	Depth of Hose Reel (A)	Type
HRS150-MS-600-RD	600 mm	25 mm x 30 m	210 mm	Fixed Manual
HRS150-MS-022-RD	559 mm	25 mm x 25 m	210 mm	Fixed Manual
HRS151-MS-600-RD	600 mm	25 mm x 20 m	170 mm	Fixed Manual
HRS152-MS-600-RD	600 mm	19 mm x 30 m	170 mm	Fixed Manual
HRS074-MS-022-RD	559 mm	19 mm x 25 m	170 mm	Fixed Manual

Swing Type - Detachable

Code No.	Drum Size	Hose Diameter x Length	Depth of Hose Reel (A)	Type
HRS171-MS-025-E2**	600 mm	25 mm x 30 m	262 mm	Swing Manual 
HRS173-MS-020-E2**	600 mm	20 mm x 30 m	262 mm	Swing Manual 

Fixed Type - Detachable

Code No.	Drum Size	Hose Diameter x Length	Depth of Hose Reel (A)	Type
HRS170-MS-025-E2**	600 mm	25 mm x 30 m	208 mm	Fixed Manual 
HRS172-MS-020-E2**	600 mm	20 mm x 30 m	160mm	Fixed Manual 

Swing Type - Detachable

Code No.	Drum Size	Hose Diameter x Length	Depth of Hose Reel (A)	Type
HRS072-MS-025-T2	559 mm	25 mm x 30 m	230 mm	Swing Manual
HRS072-MS-025-T3	559 mm	25 mm x 30 m	230 mm	Swing Manual

FRENCH FIRE HOSE REEL

Features

- ◆ Side plates red epoxy powder finishing
- ◆ Outlet connection for hose can be rotated in either direction (only for 19 mm and 25 mm hoses)
- ◆ Waterways made from non corrosive metals



HRS211-MS-020-RD



HRS215-MS-033-RD

Code No.	Type	Drum Size	Hose Diameter x Length	Depth of Hose Reel	Working Pressure	Test Pressure
HRS210-MS-020-RD	Fixed Manual	600 mm	19 mm x 30 m	190 mm	12 bar	18 bar
HRS211-MS-020-RD	Swing Manual	600 mm	19 mm x 30 m	330 mm	12 bar	18 bar
HRS212-MS-025-RD	Fixed Manual	600 mm	25 mm x 30 m	230 mm	12 bar	18 bar
HRS213-MS-025-RD	Swing Manual	600 mm	25 mm x 30 m	330 mm	12 bar	18 bar
HRS214-MS-033-RD	Fixed Manual	600 mm	33 mm x 30 m	400 mm	7 bar	10.5 bar
HRS215-MS-033-RD	Swing Manual	600 mm	33 mm x 30 m	400 mm	7 bar	10.5 bar

HOLLAND FIRE HOSE REEL

Features

- ◆ Side plates red epoxy powder finishing
- ◆ Outlet connection for hose can be rotated in either direction
- ◆ Slimmer depth



HRS181-MS-020-E3

Code No.	Type	Drum Size	Hose Diameter x Length	Depth of Hose Reel	Working Pressure	Test Pressure
HRS180-MS-020-E3	Fixed Manual	480 mm	19 mm x 20 m	205 mm	12 bar	18 bar
HRS181-MS-020-E3	Fixed Manual	480 mm	19 mm x 25 m	205 mm	12 bar	18 bar
HRS182-MS-020-E3	Fixed Manual	480 mm	19 mm x 30 m	232 mm	12 bar	18 bar
HRS183-MS-020-E3	Fixed Manual	600 mm	19 mm x 20 m	148 mm	12 bar	18 bar
HRS184-MS-020-E3	Fixed Manual	600 mm	19 mm x 25 m	148 mm	12 bar	18 bar
HRS185-MS-020-E3	Fixed Manual	600 mm	19 mm x 30 m	157 mm	12 bar	18 bar

HOSE REEL NOZZLES

- ◆ SRI hose reel nozzles are designed, tested and approved to meet European Standard EN671-1 and Australian Standard AS 1221
- ◆ Nylon and ABS material complies to ageing test in accordance to ISO4892-2.2
- ◆ Throw range position at 0.6 m 30 ± inclination, in accordance to EN671-1 Clause 10.4
- ◆ Flowrate meets the equivalent nozzle diameter of 6 mm in accordance to EN-671-1

Plastic Chrome Jet & Spray Nozzle Plastic Red Jet & Spray Nozzle



HRS032-PS-020-CH
HRS032-PS-025-CH



HRS032-PS-020-RD
HRS032-PS-025-RD

Code No.	Setting	Material	Finishing	Inlet Size	Flowrate @ 30 psi (2.0 bar)	Throwrange @ 30 psi (2.0 bar)
HRS032-PS-020-RD	Jet/Spray	ABS/Brass	Red	¾" (19 mm)	27 l/min (Jet)	11 m
HRS032-PS-025-RD	Jet/Spray	ABS/Brass	Red	1" (25 mm)	35 l/min (Jet)	11 m
HRS032-PS-020-CH	Jet/Spray	ABS/Brass	Chrome	¾" (19 mm)	27 l/min (Jet)	11 m
HRS032-PS-025-CH	Jet/Spray	ABS/Brass	Chrome	1" (25 mm)	35 l/min (Jet)	11 m

Plastic Jet & Spray Nozzle European Jet & Spray Nozzle



HRS057-PS-020-RD
HRS057-PS-025-RD



HRS065-GM-020-RD
HRS065-GM-025-RD

Code No.	Setting	Material	Finishing	Inlet Size	Flowrate @ 30 psi (2.0 bar)	Throwrange @ 30 psi (2.0 bar)
HRS065-GM-020-RD*	Jet/Spray	Nylon/Brass	Red	¾" (19 mm)	27 l/min (Jet)	11.5 m
HRS065-GM-025-RD*	Jet/Spray	Nylon/Brass	Red	1" (25 mm)	35 l/min (Jet)	11.5 m
HRS057-PS-020-RD	Jet/Spray	Nylon	Red	¾" (19 mm)	27 l/min (Jet)	11 m
HRS057-PS-025-RD	Jet/Spray	Nylon	Red	1" (25 mm)	35 l/min (Jet)	11 m

*Nozzle used in EN671-1 approved Hosereels.

Chrome Finished Jet Nozzle Brass Finished Jet & Spray Nozzle Chrome Finished Jet & Spray Nozzle



HRS050-GM-020-CH
HRS050-GM-025-CH



HRS039-GM-020-CH
HRS039-GM-025-CH
HRS039-GM-020-NA
HRS039-GM-025-NA

Code No.	Setting	Material	Finishing	Inlet Size	Flowrate @ 30 psi (2.0 bar)	Throwrange @ 30 psi (2.0 bar)
HRS050-GM-020-CH	Jet	Brass	Chrome	¾" (19 mm)	27 l/min	11 m
HRS050-GM-025-CH	Jet	Brass	Chrome	1" (25 mm)	32 l/min	11 m
HRS039-GM-020-CH	Jet/Spray	Brass	Chrome	¾" (19 mm)	27 l/min (Jet)	11 m
HRS039-GM-025-CH	Jet/Spray	Brass	Chrome	1" (25 mm)	32 l/min (Jet)	11 m
HRS039-GM-020-NA	Jet/Spray	Brass	Natural	¾" (19 mm)	27 l/min (Jet)	11 m
HRS039-GM-025-NA	Jet/Spray	Brass	Natural	1" (25 mm)	32 l/min (Jet)	11 m



HRS167-GM-020-CH



HRS167-GM-025-CH

Lever Ball Valve Jet & Spray Nozzle

Code No.	Setting	Material	Finishing	Inlet Size	Flowrate @ 30 psi (2.0 bar)	Throwrange @ 30 psi (2.0 bar)
HRS167-GM-020-CH	Jet/Spray	Brass	Chrome	¾" (19 mm)	27 l/min (Jet)	12 m
HRS167-GM-025-CH	Jet/Spray	Brass	Chrome	1" (25 mm)	32 l/min (Jet)	12 m

French Jet & Spray Nozzle



HRS065-GM-020-FN
HRS065-GM-025-FN



HRS065-PS-033-HX



HRS065-GM-033-FN

Code No.	Setting	Material	Finishing	Inlet Size	Flowrate @ 30 psi (2.0 bar)	Throwrange @ 30 psi (2.0 bar)
HRS065-GM-020-FN	Jet/Spray	Nylon/Brass	Red	M24 x 2.0	27 l/min (Jet)	11 m
HRS065-GM-025-FN	Jet/Spray	Nylon/Brass	Red	M24 x 2.0	27 l/min (Jet)	11 m
HRS065-PS-033-HX	Jet/Spray	Plastic/Brass	Red	M36 x 2.0	58 l/min (Jet)	10 m
HRS065-GM-033-FN	Jet/Spray	Nylon/Brass	Red	M36 x 2.0	92 l/min (Jet)	11 m

HOSE REEL ACCESSORIES



Hose Guide

A Hose guide is used to ease the withdrawal of hose from fixed hose reels.


Code No.	Description	Material
HRS052-PS-STD-RD	Wall Mounting	Red Plastic
HRS052-MS-STD-ZP	Wall Mounting	Steel/Nylon Roller
HRS052-LA-STD-NA	Mounting at inlet pipe	Steel/Nylon Roller



Pressure Reducing Valve

A Pressure reducing valve is required to reduce the pressure at the hose reel inlet to the nominal working pressure.

Code No.	Size	Working Pressure	Material
HRS063-GM-025-NA	25 mm (1")	Max. inlet pressure up to 20 bar (290 psi)	Brass
HRS063-GM-050-NA	50 mm (2")	Outlet pressure between 2 to 7 bar (29 to 101.5 psi)	Brass



Hose Reel Wall Bracket


A wall bracket allows easy installation of swing/fixe hose reels. The wall bracket is first fixed on to the wall or mounting structure and then the hose reel is slotted into the bracket. The wall bracket also allows minor adjustments of the hose reel height thereby easing the connection of the inlet pipe. The wall bracket allows the hose reel to be installed by one person within a few minutes.

Code No.	Description	Material
HRP057-MS-XXX-XX	Swing Hose Reel	Mild Steel
HRP060-MS-XXX-XX	Fixed Hose Reel	Mild Steel
HRP060-SS-XXX-XX	Fixed Hose Reel	Stainless Steel
HRP471-MS-EUR-RD	Fixed Hose Reel	Mild Steel



Stop Valve, Stop Valve With Nozzle Locking Device Ball Valve And Ball Valve With Compression Fitting

As required by British Standard Institution, stop valves should be installed at the inlet of all hose reels and it should have a feature to ensure that the nozzle can only be released after opening the valve. SRI has provided an ingenious solution with a quick opening ball valve and nozzle locking device.

Code No.	Size	Material	Working Pressure
HRS109-GM-025-NA	25 mm (1") ball valve with nozzle locking device	Brass	14 bar (203 psi) 
HRP436-GM-025-CH	25 mm (1") ball valve	Brass	17 bar (250 psi)
HYC122-GM-025-XX	25 mm (1") gate valve	Brass	15.8 bar (230 psi)
HRS168-BR-025-NA	25 mm (1") ball valve with compression fitting For Euro Type 2 Hosereel	Brass	15.8 bar (230 psi)

HOSE REEL ACCESSORIES



Nozzle Box Model A

TECHNICAL SPECIFICATIONS	
Code No.	HRS071-MS-STD-RD
Dimension	210 mm (W) x 210 mm (H) x 140 mm (D)
Capacity	1 unit Gate Valve and 1 unit Nozzle
Thickness	0.9 mm
Installation	Wall Mounted
Paint Finish	Epoxy Powder Red
Material	Mild Steel



Nozzle Box Model B



TECHNICAL SPECIFICATIONS	
Code No.	HRS048-MS-STD-RD/HRS048-LA-STD-RD
Dimension	130 mm (W) x 130 mm (H) x 55 mm (D)
Capacity	1 unit Nozzle
Thickness	0.9 mm
Installation	Wall Mounted
Paint Finish	Epoxy Powder Red
Material	Mild Steel/Aluminium Alloy

HOSE REEL HOSE

SRI fire hoses are tested to European Standard EN 694 and Australian Standard AS 1221.

Specification :




Code No.	HRS044/HRS069 	HRS068 
Size	¾" (19 mm), 1" (25 mm)	1¼" (33 mm)
Working Pressure	174 psi (12 bar)	101 psi (7 bar)
Minimum Burst Pressure	609 psi (42 bar)	355 psi (24.5 bar)
Proof Pressure	348 psi (24 bar)	203 psi (14 bar)
Colour	Red or Black	Black
Finishing	Smooth	Smooth

SRI fire hoses are also available in size (1½") 38 mm



Code No.	HRS041/HRS044/HRS069
Size	1½" (38 mm)
Working Pressure	101 psi (7 bar)
Minimum Burst Pressure	355 psi (24.5 bar)
Proof Pressure	203 psi (14 bar)
Colour	Red or Black
Finishing	Smooth

Code No.	HRS041 
Size	¾" (19 mm), 1" (25 mm)
Working Pressure	174 psi (12 bar)
Minimum Burst Pressure	609 psi (42 bar)
Proof Pressure	348 psi (24 bar)
Colour	Red or Black
Finishing	Corrugated

Optional: Length of Hose 15m to 100m available upon request.

CONTINUOUS FLOW HOSE REEL



HRS015-LA-038-SV



HRS059-MS-038-SV

- ◆ Available with ¾", 1", 1¼" & 1½" with 15 m to 50 m hoses
- ◆ Detachable rewinding handle
- ◆ Material : Aluminum Alloy/Mild Steel
- ◆ Optional : Trolley unit and Cabinet
- ◆ Application Area : Industrial Plant and wash down stations
- ◆ Nozzle use : Nozzle diffuser LA-1½" (WRS099-LA-038-NA) or otherwise specify

TECHNICAL SPECIFICATION			
Size	¾"	1"	1½"/1¼"
Maximum Working Pressure	15 bar (230 psi)	15 bar (230 psi)	7 bar (101 psi)
Overall Dimension (exclude rewind handle)	700 mm (H) x 750 mm (W) x 650 mm (D)		700 mm (H) x 1000 mm (W) x 650 mm (D)
Flowrate & Throwrange	40 lpm, 20 m @ 5 bar (72 psi)	50 lpm, 20 m @ 5 bar (72 psi)	290 lpm, 20m @ 5bar (72 psi)

Code No.	Description	Wheel Frame/Side Plate
HRS015-LA-020-SV	¾" x 30 m on trolley	Material: LA
HRS015-LA-025-SV	1" x 30 m on trolley	Material: LA
HRS015-LA-038-SV	1½" x 30 m on trolley	Material: LA
HRS059-MS-020-SV	¾" x 30 m	Material: MS
HRS059-MS-025-SV	1" x 30 m	Material: MS
HRS059-MS-038-SV	1½" x 30 m	Material: MS

WASH DOWN HOSE REEL



- ◆ Suitable for mounting on wall or floor.
- ◆ Light weight and compact
- ◆ Rugged construction for long lasting usage.
- ◆ Complete with rewind handle.
- ◆ Flexible inlet connection hose.
- ◆ Also available in 20 m hose.

TECHNICAL SPECIFICATION	
Code No.	HRS114-MS-020-YW
Capacity	¾" x 25 m hose
Weight	12 kg
Nozzle	Jet/Spray/Off
Material	Mild Steel
Finishing	Epoxy Powder Coating
Hose Material	PVC
Dimension	520 mm (L) x 410 mm (W) x 520 mm (H)

CABINET FOR CONTINUOUS FLOW HOSE REEL



- ◆ Available with ¾", 1", 1¼" & 1½" with 15 m to 50 m hoses
- ◆ Material : Mild Steel
- ◆ Optional : Electrolytic Galvanised (EG) or Stainless Steel material available on request
- ◆ Application Area : Industrial Plant and wash down stations

Code No.	Description
HRS115-MS-025-RD	Cabinet for ¾" & 1" size
HRS115-MS-038-RD	Cabinet for 1½" size